BEECO

Beeco Kitchen Composter
Turn food waste into REAL fertilizer everyday

Your e-mail

SUBMIT

Be the first one to enjoy 50% off early bird price in our crowdfunding campaign.

Get the latest news and exclusive offers.

Beeco is the smart kitchen appliance that turns food waste into real organic fertilizer your plants will love it!

Imagine your leftovers being used to grow beautiful lilies. Or your food scraps helping stunning sunflowers burst into life.

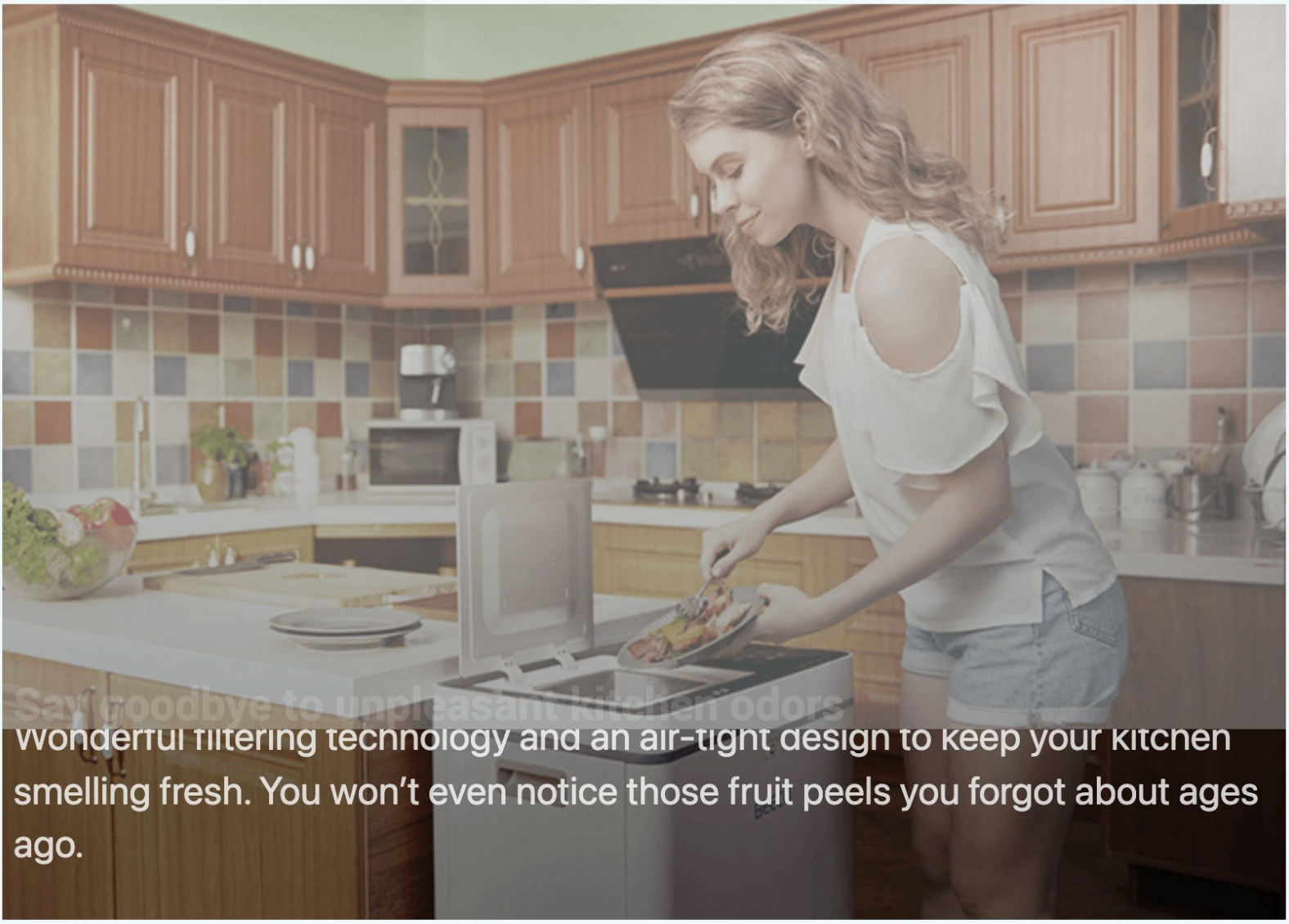

Say goodbye to unpleasant kitchen odors

Wonderful filtering technology and an air-tight design to keep your kitchen smelling fresh. You won’t even notice those fruit peels you forgot about ages ago.

Don't worry about leaky garbage bags

Say goodbye to messy garbage cans and leaky garbage bags. Just toss your food waste into Beeco. It can handle up to 2.5kg of food waste at a time.

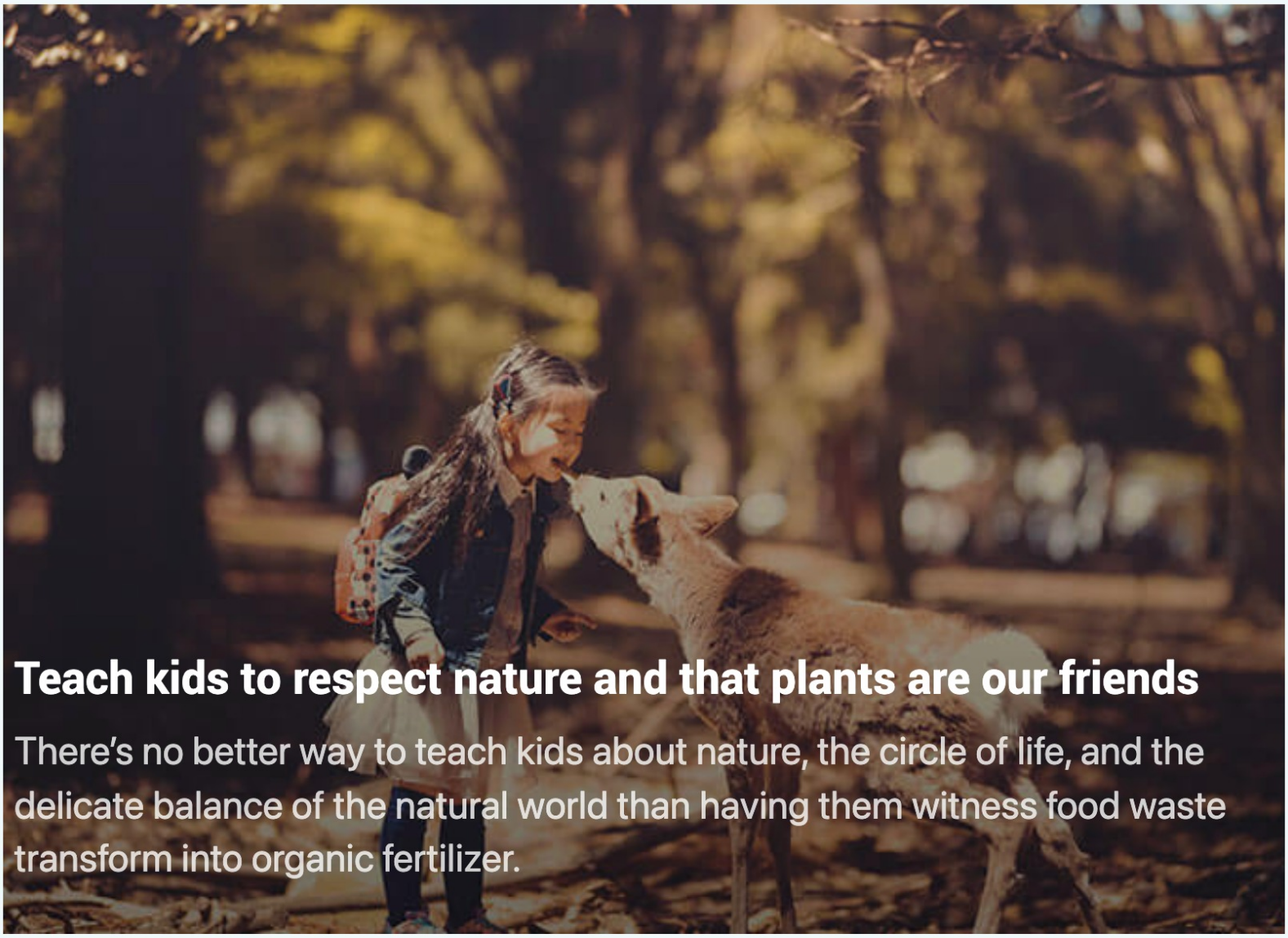

Teach kids to respect nature and that plants are our friends

There's no better way to teach kids about nature, the circle of life, and the delicate balance of the natural world than having them witness food waste transform into organic fertilizer.



Time to be more eco friendly with Beeco

Food, glorious food, the song goes. But food that's wasted isn't so glorious. Whether it's leftovers from a meal, or food that passes its use-by date before we've had a chance to eat it, food waste doesn't just magically disappear when we put it in a trash bin. Most of it ends up in landfill where it takes 3 to 6 months to break down. And, according to the United Nations Environment Programme, that's what happens to 1.3 billion tons of food every year.

Planted
108
tree

Less
5712
miles driven

Fewer
543
pounds coal burned

Please provide your email address

Your e-mail

SUBMIT

Be the first one to enjoy 50% off early bird price in our crowdfunding campaign. Get the latest news and exclusive offers.

Improving your Beeco experience

Beeco has released a cloud-based management platform for food waste processing. Just install the app and you can check Beeco’s operating status any time.

There are 3 ways to open the lid: press the button, use infrared sensing, and remotely control Beeco via the Beeco app. You can choose the method that works best for you.

Learn how much organic fertilizer your food waste will produce, and record the number of times you’ve tossed in food waste.

How Beeco works

Step 1. Fill

Drop the microbial starters ball* and kitchen waste into Beeco. (Pretty much like you do with the washing machine), It has a 7 L capacity and can store 2.5kg of kitchen waste at once, no need for daily emptying and cleaning, so you can have more time to doing the things that you love.

* microbial starters ball only required in first use.

Step 2. Transform

Touch the button and Beeco will safely activate the microbes, creating the right ambient temperature for them to start breaking down the waste in couple hours*
The entire process is monitored by multiple built-in sensors, it's fully automatic transformation.

* The exact processing time depends on the moisture content of the kitchen waste. For example, fruit takes more time than toast.

Step 3. Ready-to-use organic Fertilizer

Now you can use beeco's compost on all your indoor or outdoor plants, it's rich nutrient and completely safe and harmless, your plants will love it! Beeco also can automatically packs compost if you don’t want to use it in your garden or on your houseplants right away, and it can be stored for at least 12 months.



Beeco specs



Appearance



Front

Side

Frequently Asked Questions

1. What is Beeco’s return policy?

2. How much does shipping cost?

3. Where can Beeco be shipped to?

4. How is Beeco different from other similar products?

5. How do I use the Beeco? Is it easy?

6. Can I put food waste into the Beeco while it’s operating?

BEECO

Your e-mail SUBMIT

Be the first one to enjoy 50% off early bird price in our crowdfunding campaign.
Get the latest news and exclusive offers.

Call Us 4846012807

Mail Us team@beecolab.com

Visit Us 3400 COTTAGE WAY, STE G2 #6327 SACRAMENTO , California
95825 United State

BEECO

Copyright © 2021 BEECO

Privacy Policy